



**MESA COUNTY  
PUBLIC HEALTH**  
*Working Together for a Healthy Community*

# Mesa County Birth Trends

*Implications for the Future*



# Decreasing Birth Rate



The birth rate in Mesa County has been steadily decreasing for the last 15 years.

# Decreasing Birth Rate



The birth rate in Mesa County has been steadily decreasing for the last 15 years.

# Mesa County Birth Trends

- **Contributing Factors**
- **Population Change and Community Impact**

# Contributing Factors

- **Greater Access to Birth Control**
- **Inward Migration of Older Adults**

# Birth Control Access

In 2008, Colorado began expanding access to LARC.

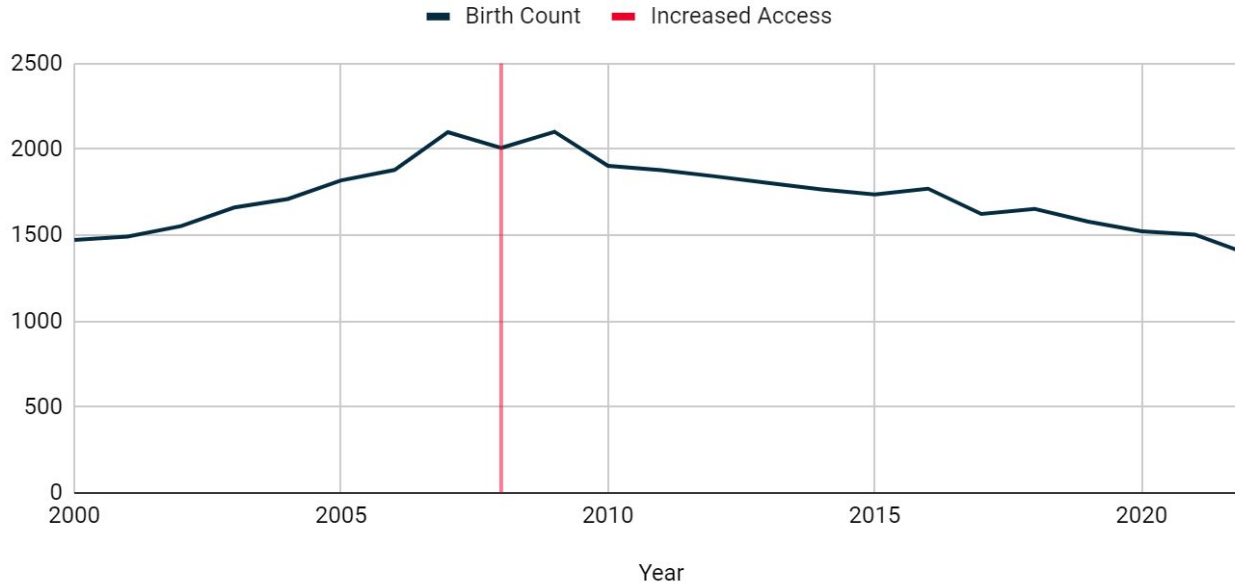
Throughout the state, this has had a measurable impact on decreasing the number of unintended pregnancies.

**TAKING THE  
UNINTENDED  
OUT OF PREGNANCY:**

**COLORADO'S SUCCESS WITH  
LONG-ACTING REVERSIBLE  
CONTRACEPTION**

# Birth Control Access

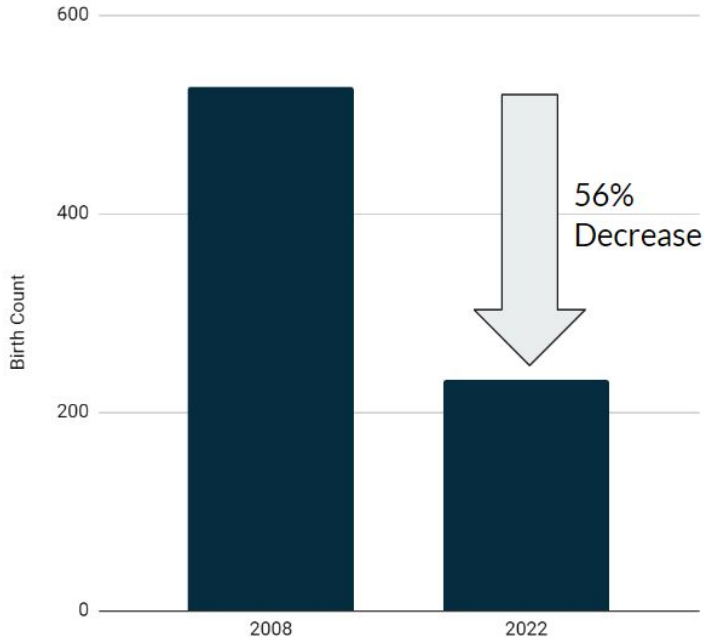
Birth Count in Mesa County and Increased Access to LARC in Colorado



The annual birth count began decreasing following the increase in access to LARC.

# Birth Control Access

Percent Decrease in Births among Low-Income Women under 25 years old in Mesa County



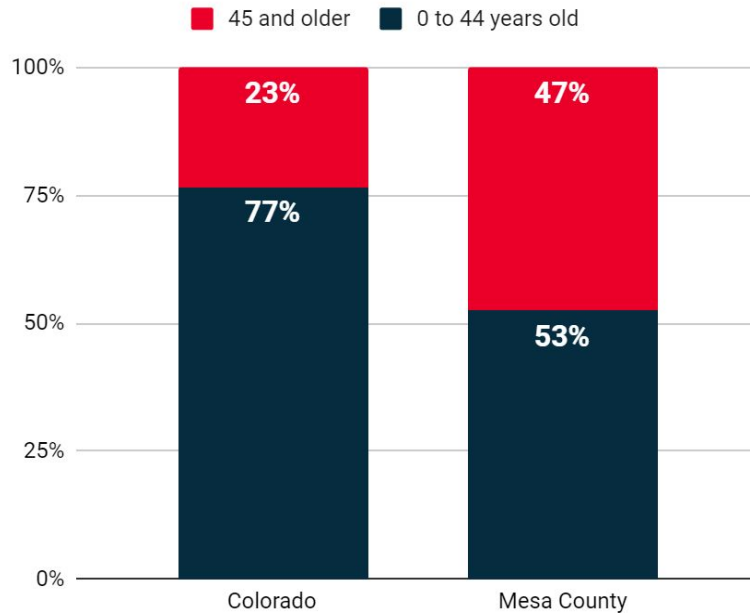
Overall, the drop in the birth rate can be entirely attributed to women under 30.

The decrease in births is most concentrated among women under 25 with less than \$35,000 in annual household income.



# Influx of Older Adults

Net Migration by Age Group in Colorado and Mesa County [2010 - 2020]



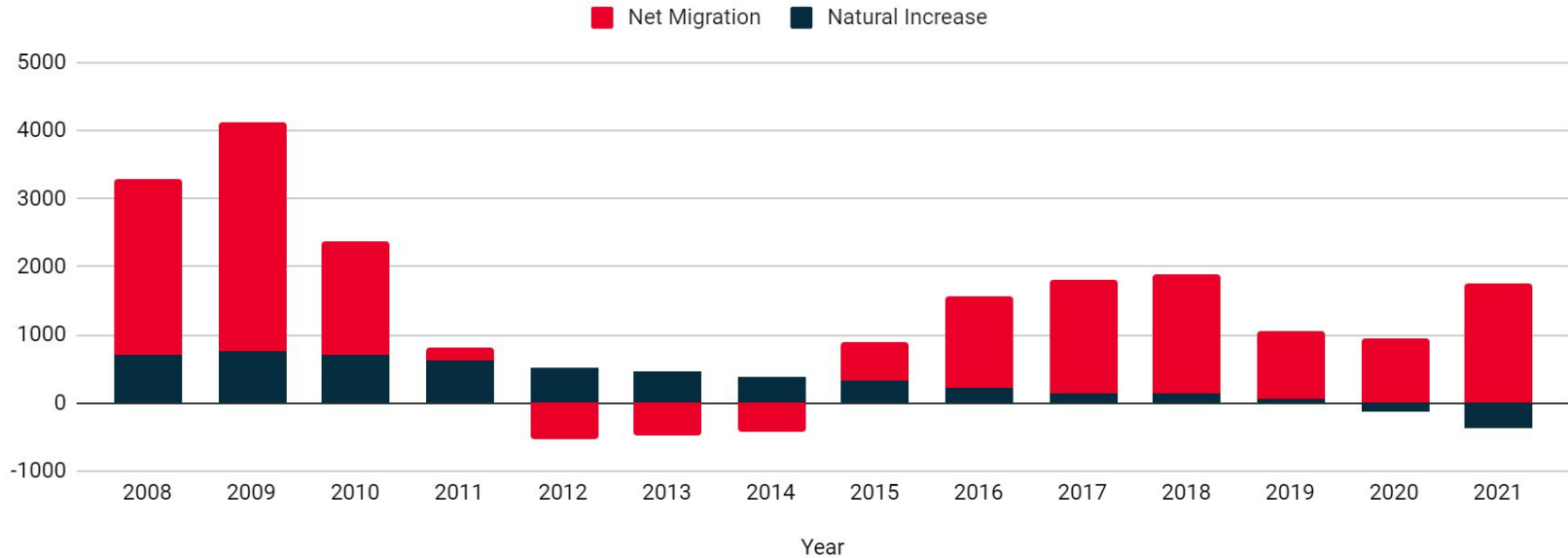
The proportion of adults 45 and older moving to Mesa County is significantly different from the statewide distribution.

# Population Change

- **Growing Population**
- **Aging Population**
- **Increasingly Diverse**

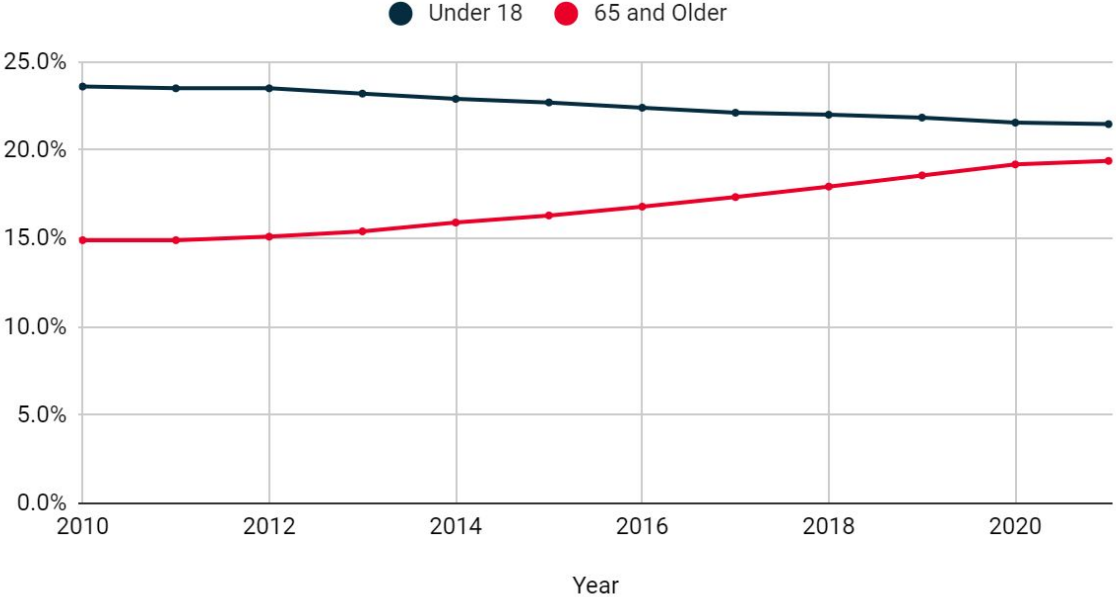
# Growing Population

Natural Increase and Net Migration in Mesa County



# Aging Population

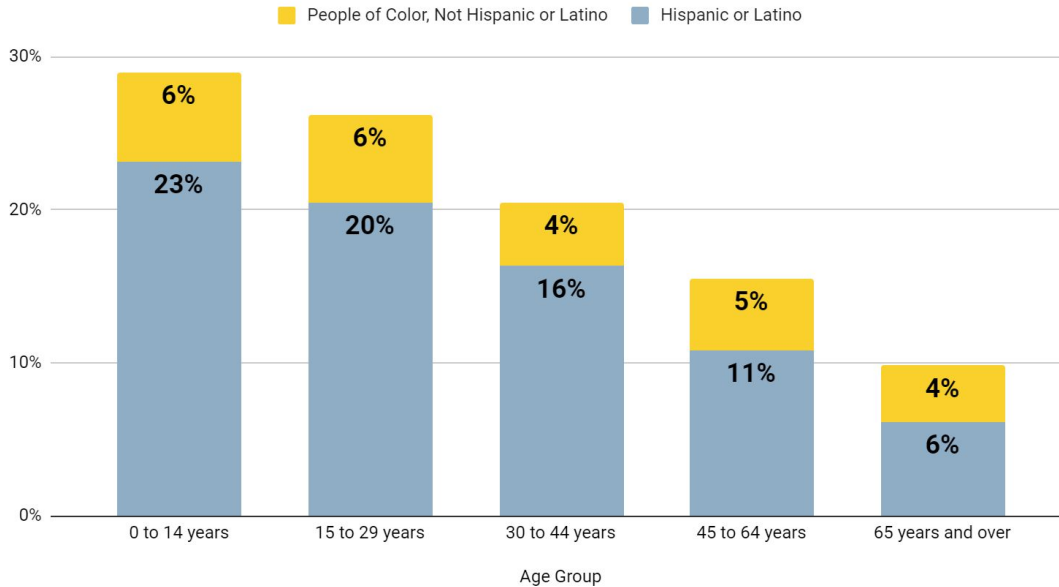
Percent of the Population by Age Group in Mesa County



Older adults are making up a greater and greater share of the population.

# Increasingly Diverse

People of Color Share of the Population in Mesa County by Age [2021]



Over the last five years, **1 in 5** births in Mesa County were to Hispanic mothers.

# Community Impact



**Affordable  
Housing**



**Local Economy &  
Public Finance**



**Local Job  
Market**



**Education &  
Child Care**

These trends have the potential to impact various sectors of our community beyond those directly related to birth.



# Key Takeaways

**Going forward, how can we adapt to better meet the needs of our changing population?**

# Key Takeaways

## Consider:

- **Decreasing Birth Rate:** Adapting goal-setting to the size of the target population, and prioritizing meaningful and lasting impact.
- **Marketing to Young Families:** Adapting outreach strategies to attract more young families to Mesa County in order to maintain the student population.
- **Prioritizing Career Training Opportunities:** Partnering with local employers to sponsor job training programs as there is a growing shortage of workers in the community.